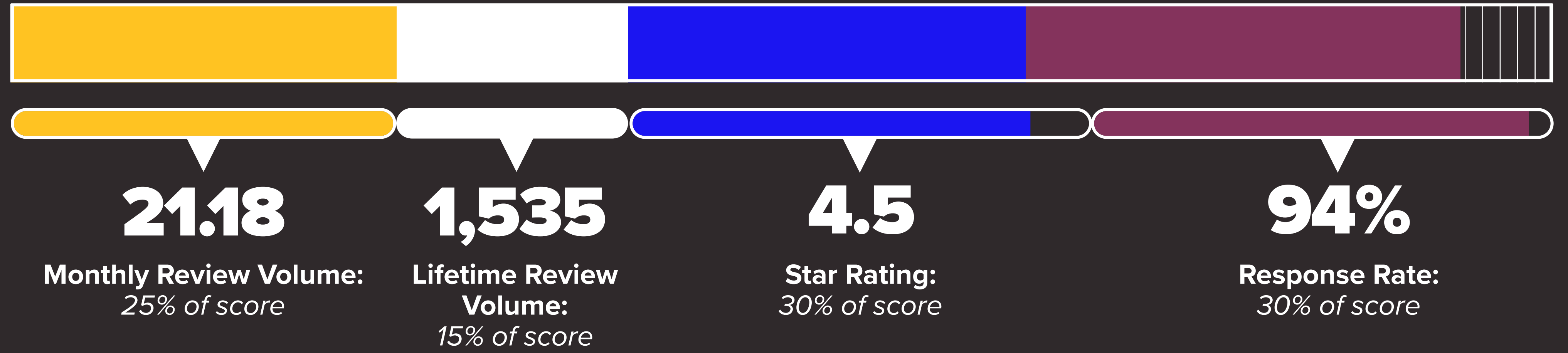


# TOYOTA

RANKED 2<sup>ND</sup> OUT OF 32 OEMS  
RANKED 1<sup>ST</sup> OUT OF 18 NON-LUXURY BRANDS

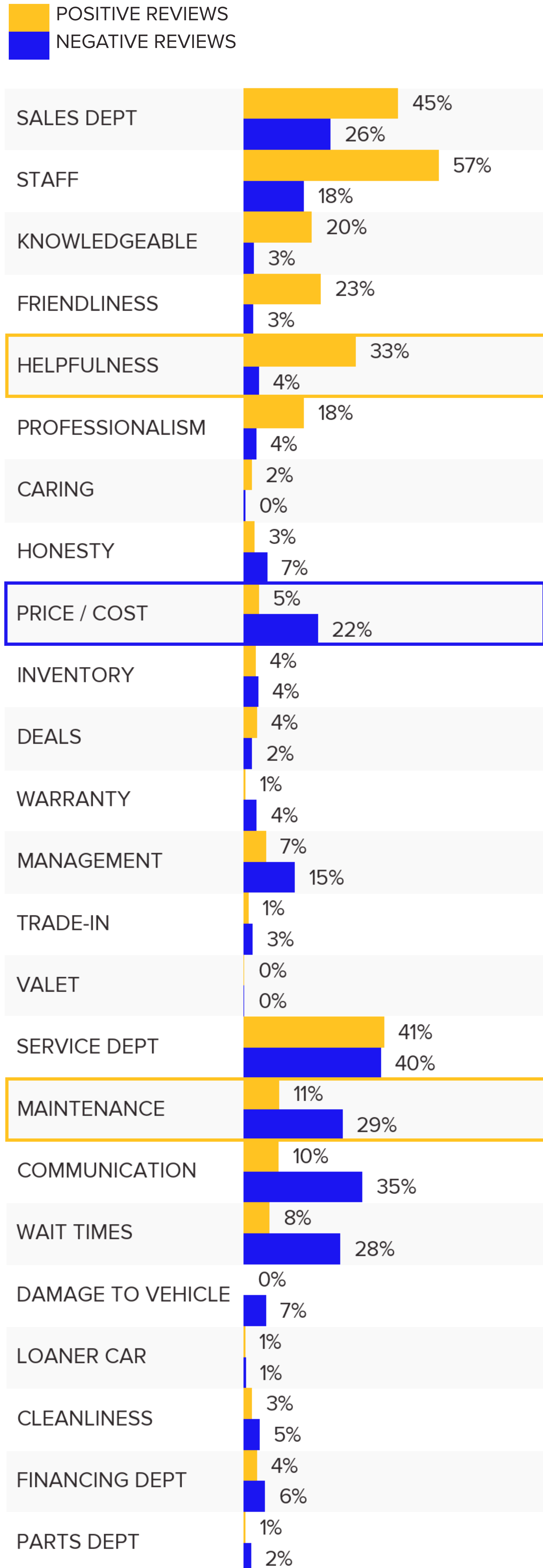
## HEALTH SCORE

94/100



### TOPIC COMPARISON TABLE

The chart below displays the most common topics discussed in reviews, and how often these topics come up in positive and negative reviews for this brand



### STRENGTHS

Tied with Lexus for the highest average monthly reviews: 21.2

**HELPFULNESS** mentioned in 33.79% of positive reviews, 9.23% above benchmark

**MAINTENANCE** mentioned in 28.4% of negative reviews, 13.51% below benchmark

### WEAKNESSES

**PRICE** mentioned in 23.5% of negative reviews, 13.68% above benchmark

### MODEL REPUTATIONS


#### Toyota RAV4

4.6 Average Rating

Rank 12/31 rated model of the top-selling models list

### RIVALRY

#### Toyota v. Honda Health Scores



Toyota Rank: #2

Honda Rank: #4

Toyota negative review percentage: 12%

Honda negative review percentage: 10%

### REGIONAL STANDOUTS

The map below displays average health score by state for this brand

