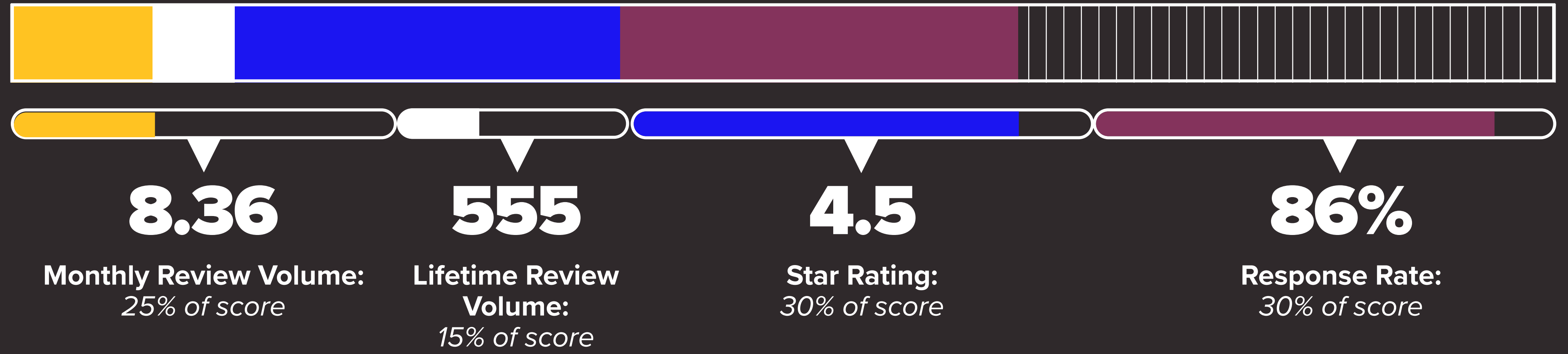


# CHEVROLET

RANKED 19<sup>TH</sup> OUT OF 32 OEMS  
RANKED 13<sup>TH</sup> OUT OF 18 NON-LUXURY BRANDS

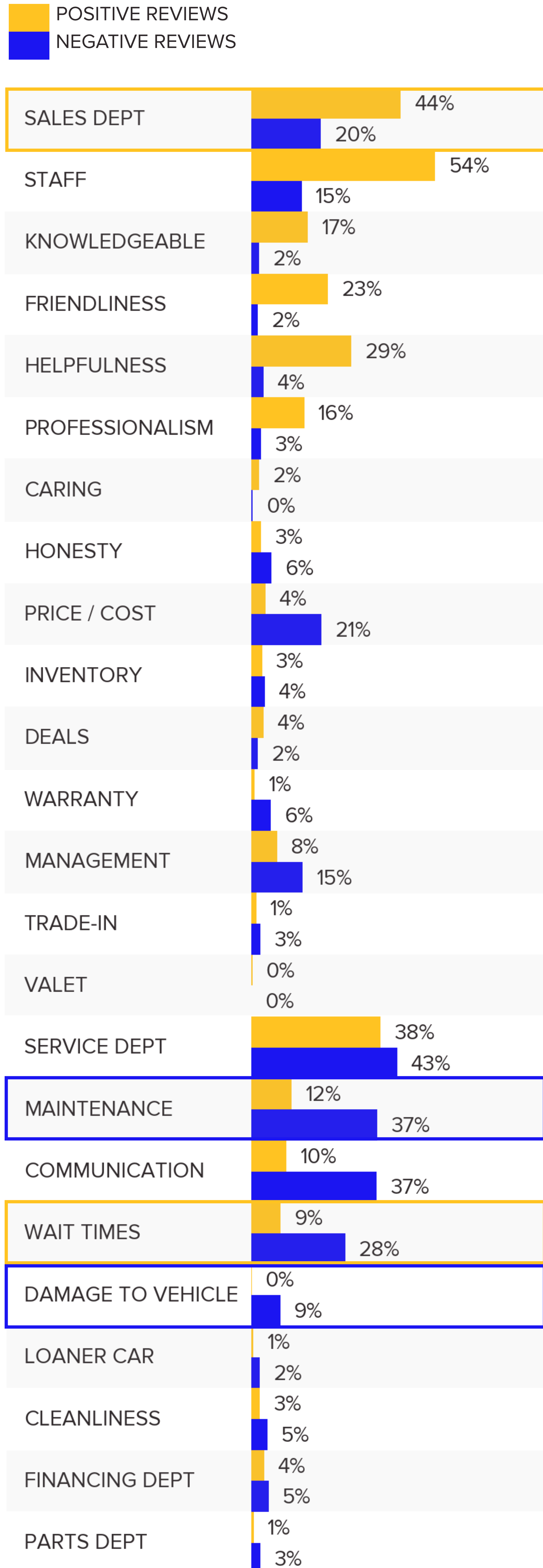
## HEALTH SCORE

65/100



### TOPIC COMPARISON TABLE

The chart below displays the most common topics discussed in reviews, and how often these topics come up in positive and negative reviews for this brand



### STRENGTHS

**SALES DEPT** comes up in 20.59% of negative reviews, 15.43% below benchmark

**WAIT TIMES** comes up in 8.82% of positive reviews, 11.50% below benchmark


### WEAKNESSES

**MAINTENANCE** comes up in 36.98% of negative reviews, 12.58% above benchmark

**DAMAGE TO VEHICLE** is mentioned in 8.6% of negative reviews, 14.24% above benchmark

### RIVALRY

Chevy v. Ford Health Scores



Chevy response rate: **86%**

Ford response rate: **74%**

Chevy monthly review volume: **8.4**

Ford monthly review volume: **7.6**

**COMMUNICATION** mentioned in more negative Ford reviews than negative Chevy reviews: **39% vs 35.8%**

### MODEL REPUTATIONS

**Chevrolet Silverado**

**4.3** Average Rating

**Rank** 24/31 rated model of the top-selling models list

### REGIONAL STANDOUTS

The map below displays average health score by state for this brand

