



# GOLDOLLER REAL ESTATE INVESTMENTS

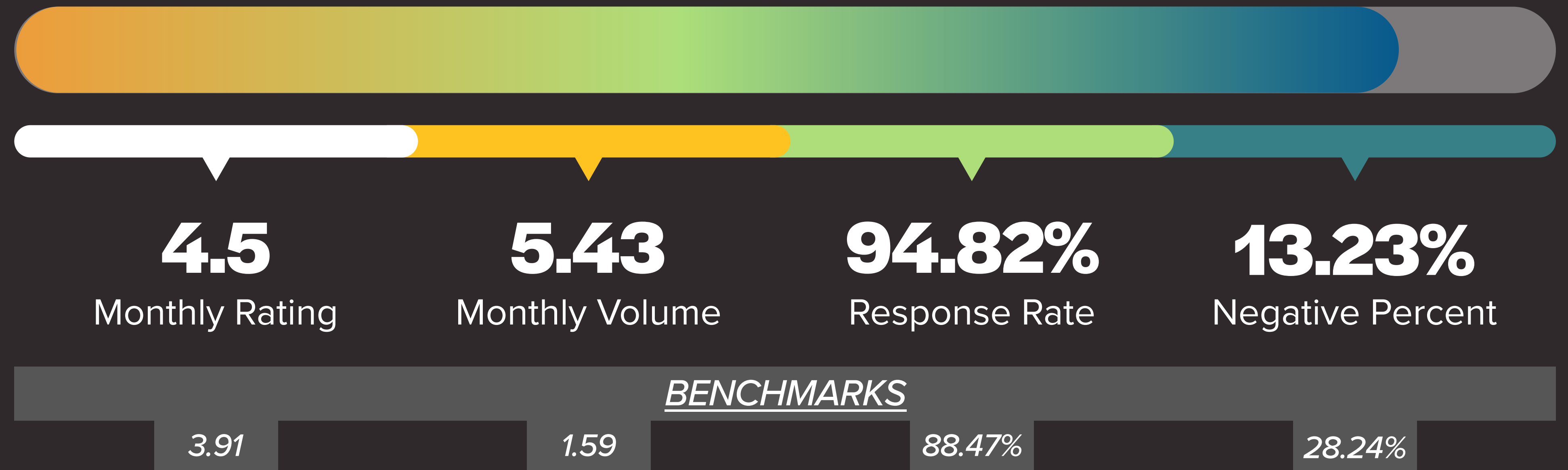
## TOPIC COMPARISON TABLE

Percentage of reviews impacted by each topic being mentioned.

 POSITIVE REVIEWS  
 NEGATIVE REVIEWS

LEASING PROCESS	9.17%
BILLING / FEES	0.33%
MANAGEMENT	2.71%
MOVE OUT	0.60%
MAINTENANCE	8.16%
MOVE IN	8.45%
NOISE	0.67%
MAINTENANCE STAFF	4.45%
PESTS	11.91%
PARKING	3.39%
FRIENDLINESS	0.13%
CUSTOMER SERVICE	14.91%
NEIGHBORS	0.33%
PRICING	6.00%
HELPFULNESS	6.20%
STAFF	0.19%
COMMUNITY	6.10%
TOUR	7.78%
PROFESSIONALISM	1.40%
PROPERTY MANAGER	7.07%
AMBIANCE	0.64%
COMMUNICATION	3.68%
AMENITIES	10.07%
SAFETY / SECURITY	0.68%
LOCATION	90.60%
AESTHETICS	27.59%
CLEANLINESS	3.26%
RENT	1.84%
	6.90%
	4.26%
	8.13%
	6.49%
	4.21%
	7.26%
	4.72%
	0.77%
	4.93%
	32.24%
	4.00%
	6.97%
	1.53%
	17.23%
	5.78%
	2.03%
	6.85%
	7.07%
	4.85%
	7.74%
	0.57%
	9.49%

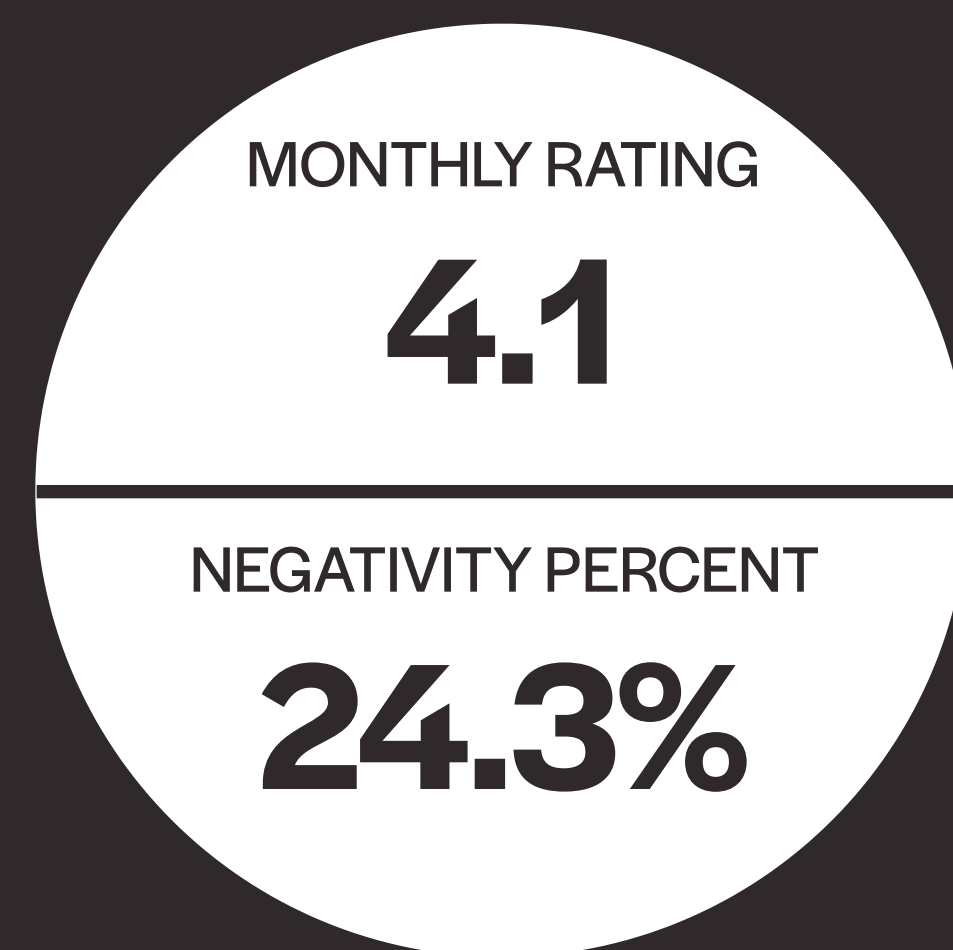
# HEALTH SCORE: 89.68%



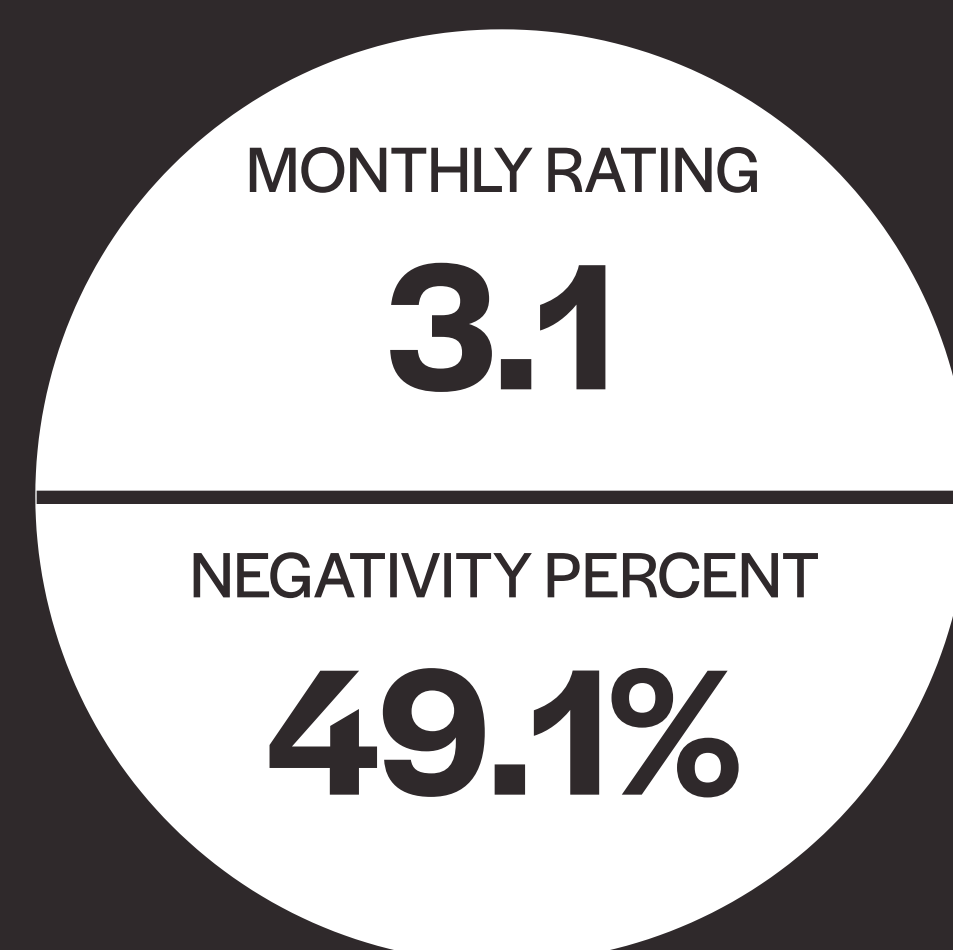
## TOUR



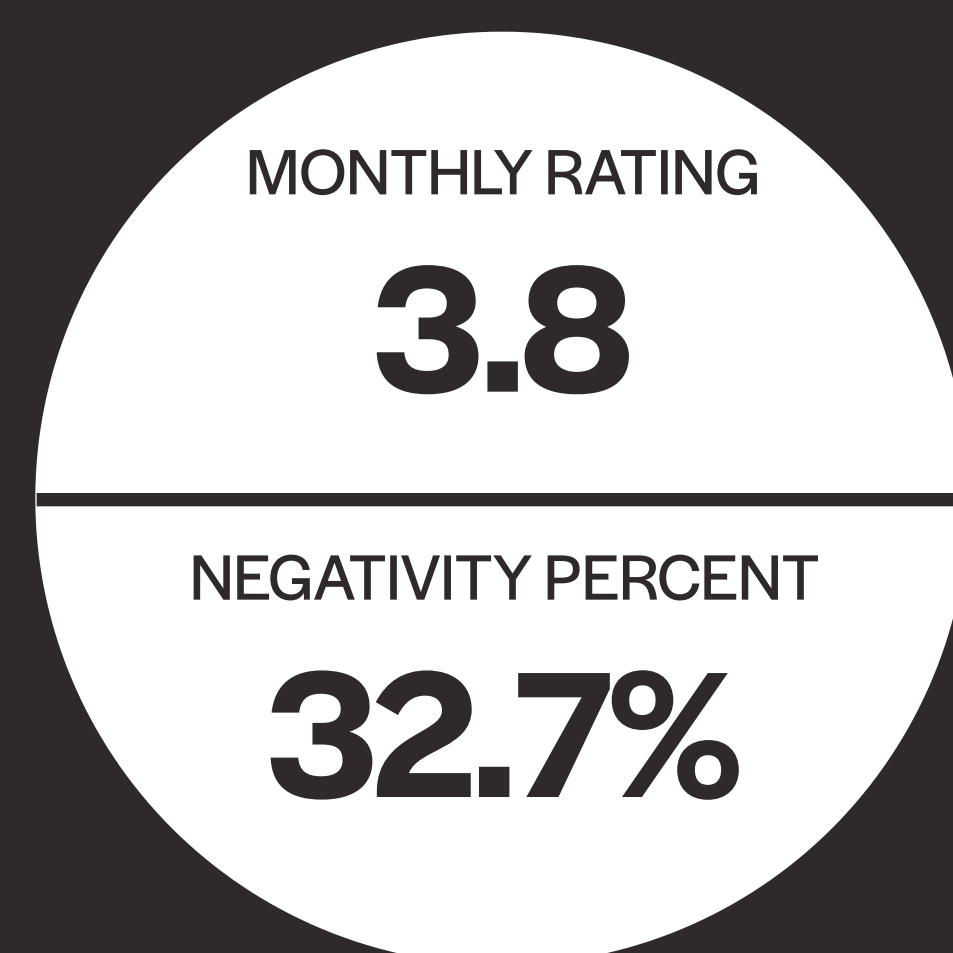
## MOVE-IN



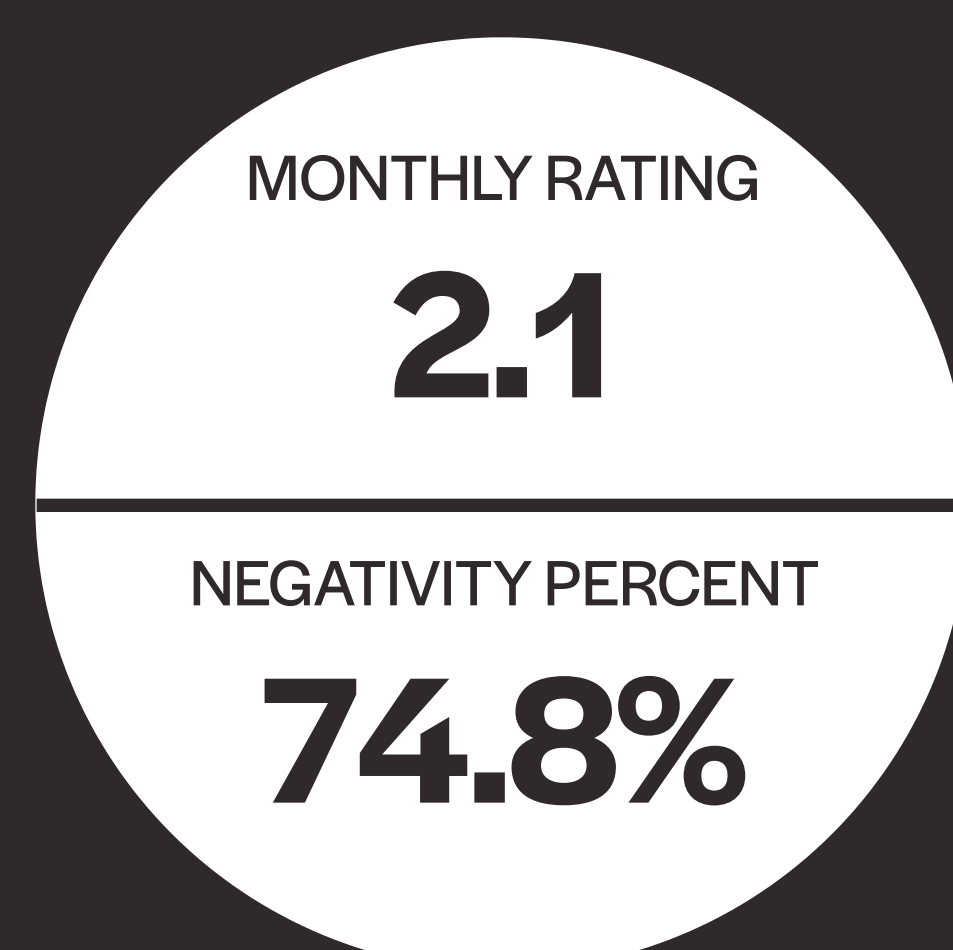
## MAINTENANCE



## RENEWAL



## MOVE-OUT



## MINIMIZE NEGATIVITY

\*The 7 topics most often mentioned in **negative** reviews. Below benchmark is preferred, meaning the group has fewer negative mentions of each topic.

MAINTENANCE	+22.9% above benchmark	<span style="color: red;">●</span>
MANAGEMENT	-13.4% below benchmark	<span style="color: green;">●</span>
COMMUNICATION	+43% above benchmark	<span style="color: red;">●</span>
STAFF	+35% above benchmark	<span style="color: red;">●</span>
SAFETY/SECURITY	+11.2% above benchmark	<span style="color: red;">●</span>
BILLING/FEES	+8.7% above benchmark	<span style="color: red;">●</span>
PARKING	-45.1% below benchmark	<span style="color: green;">●</span>

## MAXIMIZE POSITIVITY

\*The 7 topics most often mentioned in **positive** reviews. Above benchmark is preferred, meaning the group has more positive mentions of each topic.

STAFF	+33.6% above benchmark	<span style="color: green;">●</span>
LOCATION	-59.1% below benchmark	<span style="color: red;">●</span>
MAINTENANCE STAFF	-14% below benchmark	<span style="color: red;">●</span>
MAINTENANCE	-40.6% below benchmark	<span style="color: red;">●</span>
AMENITIES	-69.9% below benchmark	<span style="color: red;">●</span>
HELPFULNESS	-16.3% below benchmark	<span style="color: red;">●</span>
AESTHETICS	-37.6% below benchmark	<span style="color: red;">●</span>

## TOP 5 TOPICS ABOVE BENCHMARK

These are **your** standout topics. Of the 49 topics Widewail studied, your group outperforms industry benchmarks in these topics by a significant margin.

BILLING/FEES	Mentioned in 0.3% of positive reviews	+77.5% above the industry benchmark
PROFESSIONALISM	Mentioned in 8.1% of positive reviews	+43.2% above the industry benchmark
STAFF	Mentioned in 90.6% of positive reviews	+33.6% above the industry benchmark
SCHEDULING APPOINTMENTS	Mentioned in 0.4% of positive reviews	+15.3% above the industry benchmark
TOUR	Mentioned in 6.9% of positive reviews	+5% above the industry benchmark